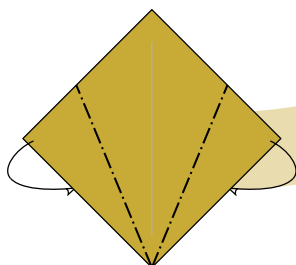


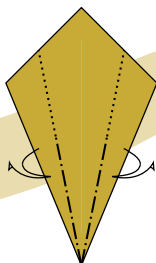
Model: Benátská maska

Autor & kresba: Ondřej Cibulka

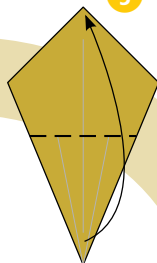
- 1 Vrstvy slož k sobě jako na zmrzlinu.



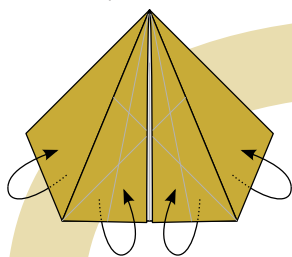
- 2 Hrany hřbetními sklady zaryhni asi do půlky.



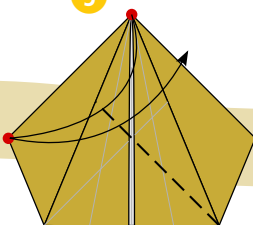
3



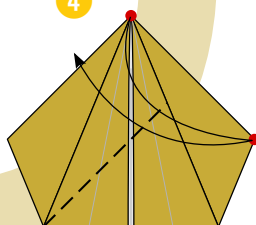
- 6 Na obou stranách převleč vrstvy zesponu navrch.



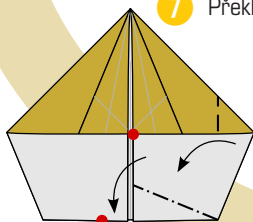
5



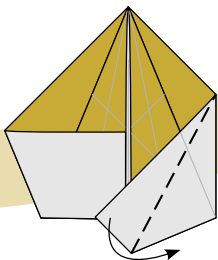
4



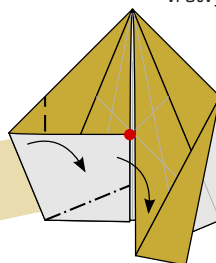
- 7 Překlop vrstvy.



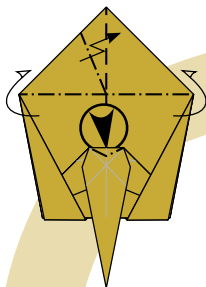
8



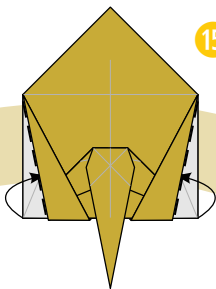
- 9 Překlop vrstvy.



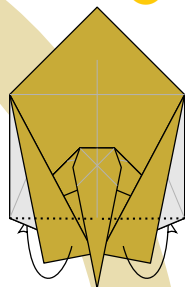
- 16 Mírně přelož celý model hřbetním skladem, na horním cípu vytvoř harmoniku, nos trochu promáčkní na kořeni a vztyč.



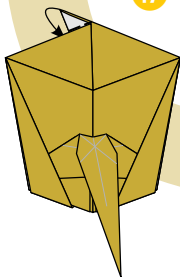
- 15 Cípy založ do kapes.



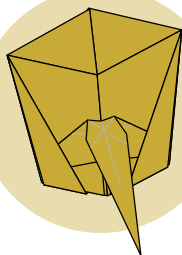
14



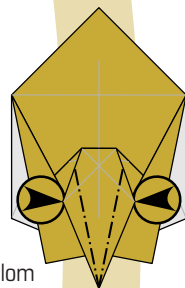
- 17 Založením cípu uzamkni model.



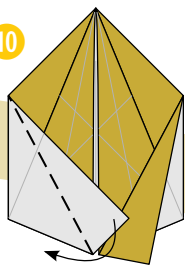
- 18 Benátská maska.



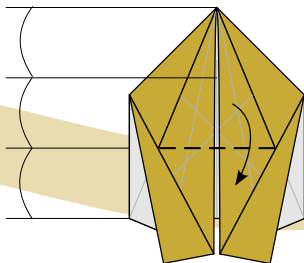
- 13 Znovu prolom podél dříve vytvořených skládů.



10



11



- 12 Cíp nahoře založ. Na stranách prolom vrcholy podél dříve vytvořených skládů.

